

PSC & KVSC GOVERNMENT COLLEGE, NANDYAL.

# RESULT ANALYSIS

DEPARTMENT OF ENGLISH

**ACADEMIC YEARS:  
2023 -24 & 2024 -25**

Names of the Lecturers:

Smt S Parvathi

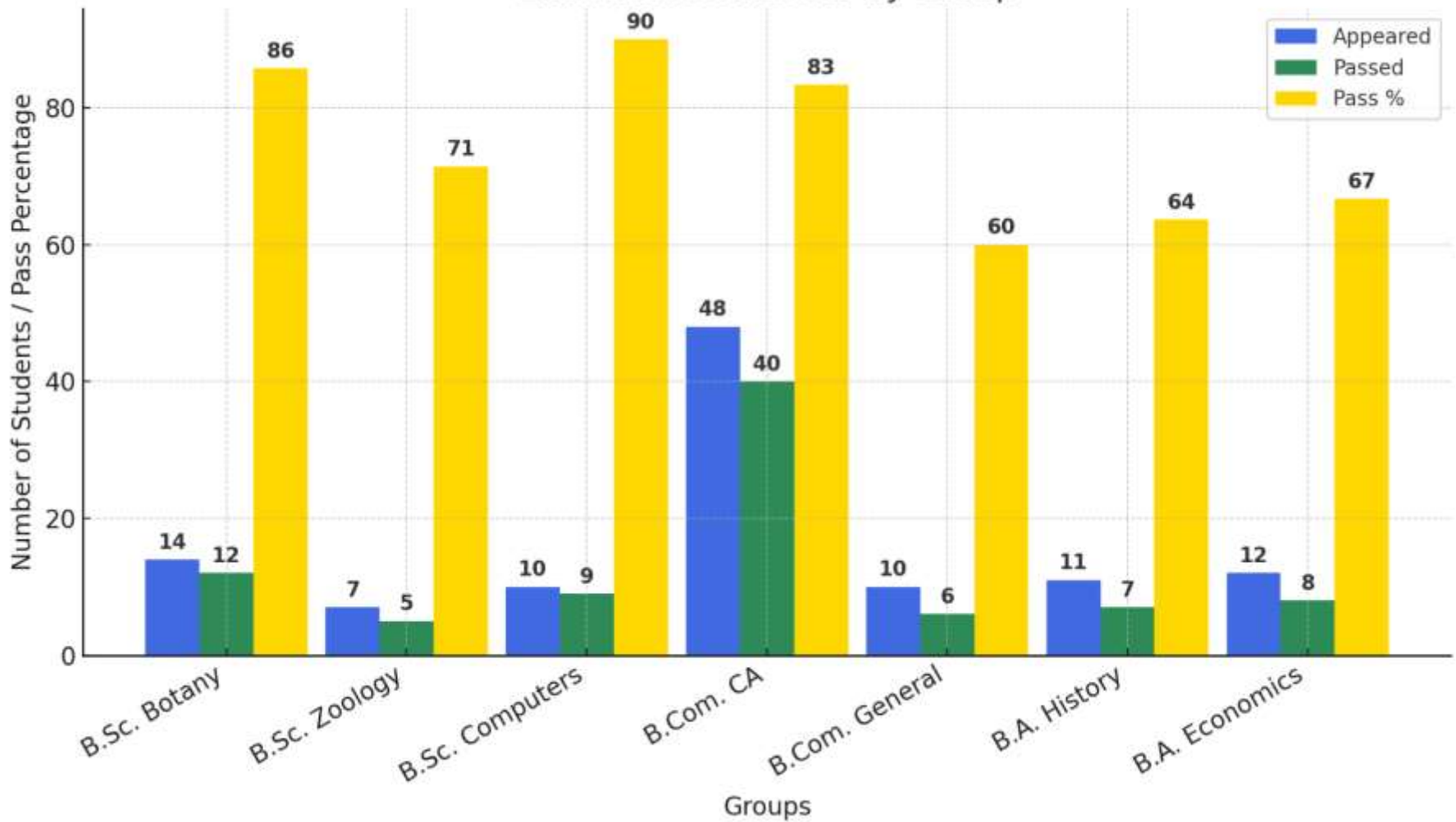
Sri C Madanna

# RESULT ANALYSIS OF SEMESTER - I (2023 -2024)

## DEPARTMENT OF ENGLISH

<b>S NO</b>	<b>GROUP</b>	<b>NO OF STUDETS APPEARED</b>	<b>NO OF STUDENTS PASSED</b>	<b>PASS PERCENTAGE</b>
<b>1.</b>	<b>B.Sc., BOTANYU</b>	<b>14</b>	<b>12</b>	<b>85.71%</b>
<b>2.</b>	<b>B.Sc., ZOOLOGY</b>	<b>07</b>	<b>05</b>	<b>71.43%</b>
<b>3.</b>	<b>B.Sc., COMPUTERS</b>	<b>11</b>	<b>10</b>	<b>90.00%</b>
<b>4.</b>	<b>B.Com., CA</b>	<b>48</b>	<b>40</b>	<b>83.33%</b>
<b>5.</b>	<b>B.Com., General</b>	<b>10</b>	<b>6</b>	<b>60.00%</b>
<b>6.</b>	<b>B.A., History</b>	<b>11</b>	<b>7</b>	<b>63.64%</b>
<b>7.</b>	<b>B.A., Economics</b>	<b>13</b>	<b>9</b>	<b>70%</b>

Examination Results by Group

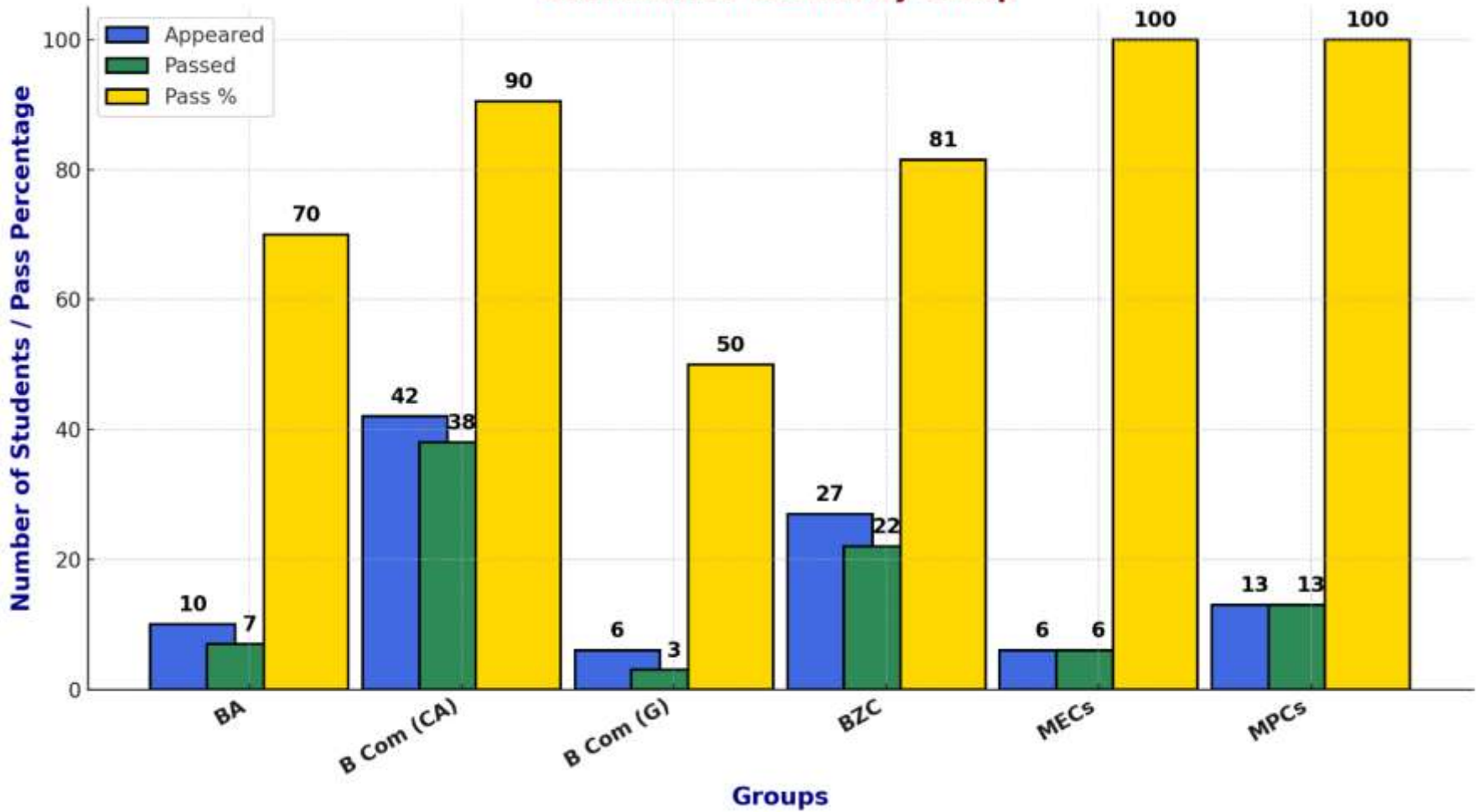


**SEMESTER – I (2023 -2024)**

**DEPARTMENT OF ENGLISH**  
**RESULT ANALYSIS OF SEMESTER - III (2023 -2024)**

<b>S NO</b>	<b>GROUP</b>	<b>NO OF STUDETS APPEARED</b>	<b>NO OF STUDENTS PASSED</b>	<b>PASS PERCENTAG E</b>
<b>1.</b>	<b>BA</b>	<b>10</b>	<b>7</b>	<b>70.00%</b>
<b>2.</b>	<b>B Com(CA)</b>	<b>42</b>	<b>38</b>	<b>90.48%</b>
<b>3.</b>	<b>B Com (G)</b>	<b>06</b>	<b>03</b>	<b>50.00%</b>
<b>4.</b>	<b>BZC</b>	<b>27</b>	<b>22</b>	<b>81.48%</b>
<b>5.</b>	<b>MECs</b>	<b>06</b>	<b>06</b>	<b>100.00%</b>
<b>6.</b>	<b>MPCs</b>	<b>13</b>	<b>13</b>	<b>100.00%</b>

### Examination Results by Group



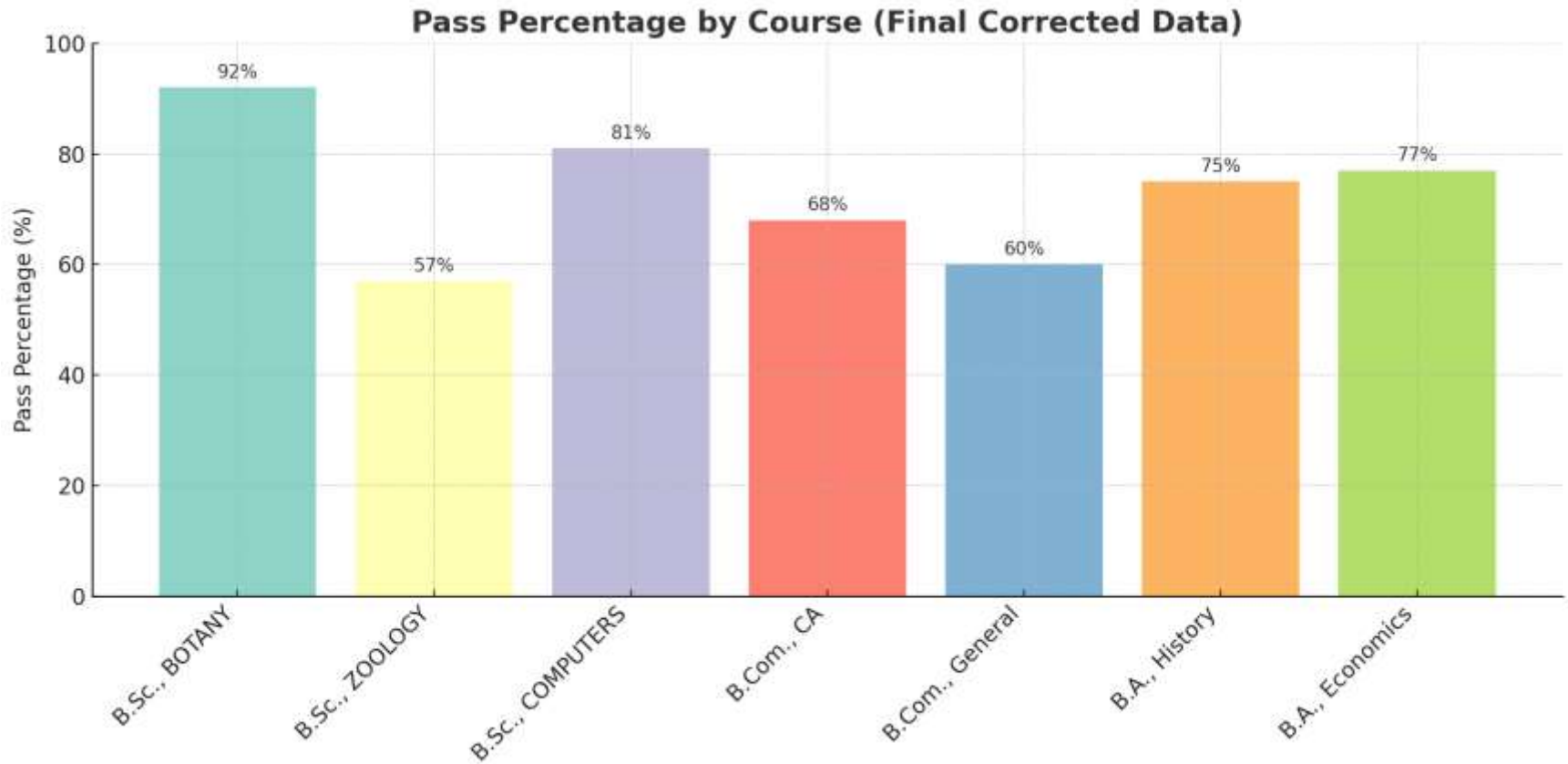
**SEMESTER – III (2023 -2024)**

# RESULT ANALYSIS OF SEMESTER – II (2023 -2024)

## DEPARTMENT OF ENGLISH

<b>S NO</b>	<b>GROUP</b>	<b>NO OF STUDETS APPEARED</b>	<b>NO OF STUDENTS PASSED</b>	<b>PASS PERCENTAG E</b>
<b>1.</b>	<b>B.Sc., BOTANYU</b>	<b>13</b>	<b>12</b>	<b>92%</b>
<b>2.</b>	<b>B.Sc., ZOOLOGY</b>	<b>07</b>	<b>04</b>	<b>57%</b>
<b>3.</b>	<b>B.Sc., COMPUTERS</b>	<b>11</b>	<b>09</b>	<b>81%</b>
<b>4.</b>	<b>B.Com., CA</b>	<b>41</b>	<b>28</b>	<b>68%</b>
<b>5.</b>	<b>B.Com., General</b>	<b>5</b>	<b>3</b>	<b>60%</b>
<b>6.</b>	<b>B.A., History</b>	<b>8</b>	<b>6</b>	<b>75%</b>
<b>7.</b>	<b>B.A., Economics</b>	<b>13</b>	<b>10</b>	<b>77%</b>

# SEMESTER – II (2023 -2024)



**RESULT ANALYSIS OF SEMESTER – I (2024 -2025)**  
**DEPARTMENT OF ENGLISH**

<b>S NO</b>	<b>GROUP</b>	<b>NO OF STUDETS APPEARED</b>	<b>NO OF STUDENTS PASSED</b>	<b>PASS PERCENTAGE</b>
<b>1.</b>	B Sc - Maths	18	16	88%
<b>2.</b>	B Sc – Physics	9	7	77%
<b>3.</b>	B Sc - Comp	22	19	86%
<b>4.</b>	B Sc - Bot	26	21	80%
<b>5.</b>	B Sc - Zoo	5	4	80%
<b>6.</b>	B Com (CA)	52	41	78%
<b>7.</b>	B Com (G)	33	21	63%
<b>8.</b>	B A (His)	13	9	69%
<b>9.</b>	B A (Econ)	12	8	66%

# SEMESTER – I (2024 -2025)

